




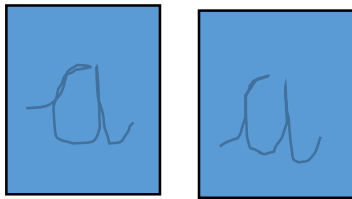
Day 1	Phonics	Maths	Shared
	<p>Using Letters &amp; Sounds pack, sing the songs, what can you find around your house beginning with the sounds?</p> <p>Play I Spy (using sound letter makes not letter name).</p> <p>Have a go at forming the letter using the pre cursive script.</p> <p>Play games online:</p> <p><a href="https://www.phonicsplay.co.uk/">https://www.phonicsplay.co.uk/</a> Using phonics play in Phase 2 section.</p>	<p>What numbers can you see around your home? What number is on your front door, on packets in the cupboards?</p> <p>Watch 'number blocks' on cbeebies. Start with numbers below 10.</p> <p>Practice touch counting accurately. Ask your grown up to say a number, can you count out the correct amount of objects?</p>	<div data-bbox="1541 315 1942 927" style="border: 2px solid purple; border-radius: 25px; padding: 10px; text-align: center;">  <p><b>Draw 2 of your favourite fruits.</b></p>   </div> <p>Encourage the use of different colours. Question what colours are being used. Encourage the recognition of what has been drawn.</p>

## Day 2

**Play games-** Create a matching games with the sounds covered so far.

Make paper 'snap like' cards and write the sounds we have covered.

With a partner play 'sound snap'.



Be a number detective, what numbers can you see in your story books?

Watch 'number blocks' on cbeebies. Start with numbers below 10.

Practice touch counting accurately. Ask your grown up to say a number, can you count out the correct amount of objects?

Have a go at writing some numerals too.



**Make a cake  
with an adult.**



**What did you  
do?**

Classroom  
secrets  
1718

Encourage the use of time related language. For example: *first*, *then* *next*.

When tasting, talk about the smell, taste and texture.

### Day 3

Using Letters & Sounds pack, sing the songs, what can you find around your house beginning with the sounds?

Play I Spy (using sound letter makes not letter name).

Have a go at forming the letter using the pre cursive script.

#### Play games on phonics play-

Play 'Tricky word trucks' on phonics play.

<https://www.phonicsplay.co.uk/>

**Play in the garden-** Can you collect different objects and count how many you find?

For example, brown leaves,  
'I have 3 brown leaves'



Talk about what **float** and **sink** mean. Before putting them in the water, ask the children to make a prediction about whether it will float or sink.

<p><b>Day 4</b></p>	<p>Use Letters and Sounds pack, revise your sounds. Any sounds you are unsure of practice with your grown up. You could practice them by writing them in shaving foam or flour.</p>	<p>Listen to a number song from the Cbeebies website. <a href="https://www.bbc.co.uk/cbeebies/watch/number-songs-from-numberblocks#playlist">https://www.bbc.co.uk/cbeebies/watch/number-songs-from-numberblocks#playlist</a></p> <p>After listening to them, watch again and sing along if you can. Talk about the maths you can see in the video clip.</p>	<div data-bbox="1549 191 1934 797" data-label="Image"> </div> <p>Once the story has finished, ask questions about the story, or questions that will extend the story. <i>What happens to (character)?</i> <i>Why did they do?</i></p>
<p><b>Day 5</b></p>	<p>Using Letters &amp; Sounds pack, sing the songs, what can you find around your house beginning with the sounds?</p> <p>Play I Spy (using sound letter makes not letter name).</p> <p>Have a go at forming the letter using the pre cursive script.</p>	<p>Have a tea party with your toys, how many plates do you need? What if you had 1 more? 2 more? Use the words 'more' and 'fewer' to explain what you are doing. For example "There are 3 grapes on that plate, 2 on that one, that has fewer grapes on it"</p>	<p>Watch your teachers read a story (on Tapestry)</p>

--	--	--	--