



Orton Wistow Primary School – Curriculum Plan



Subject : MFL French

Year : 5

Term : Autumn – Notre école



Vocabulary

Define the word and include etymology if useful.



Knowledge

What children will know

Learning	Teaching	Assessment
Remembering	Telling	Testing



Understanding

What children will understand

Learning	Teaching	Assessment
Practising	Coaching	Observing



Skills

What children will be able to do

Learning	Teaching	Assessment
Reflecting	Facilitating	Evaluating

Notre école – our school
 la salle de classe – the classroom
 l'entrée principale – the main entrance
 la cour – the playground
 le terrain de sport – the sports field
 Je cherche ... – I'm looking for ...
 Je cours. – I run/I'm running.
 Je travaille. – I work/I'm working.
 ici- here
 là – there
 Voici – here it is
 Voilà – there it is
 il est deux heures et quart – it's quarter past two
 il est deux heures moins le quart– its quarter to two
 Il est deux heures cinq/dix/vingt/vingt-cinq – its five/ten/twenty/twenty-five past two
 Il est deux heures moins cinq/dix/vingt/vingt-cinq – its five/ten/twenty/twenty-five to two
 le déjeuner – lunchtime
 le professeur – the teacher
 le maître, la maîtresse – primary school teacher
 Il/Elle a... – He/She has ...

Know the simple patterns and sounds, words and phrases that relate to:
 -school life
 Know and use correct grammar including (where relevant) feminine, masculine and neuter forms.
 Know how to build detailed sentences in French.

Develop accurate pronunciation and intonation of:
 -words relating to school life
 Listen to short passages of spoken language based on life in school.
 Read carefully and show understanding of words and phrases about:
 -school life
 Link the spelling, sound and meaning of words relating to:
 -school life
 Begin to develop the ability to understand new words that are introduced into familiar written material.
 Apply the key features and patterns of the French language in order to build sentences.
 Compare the structure of English sentences and French sentences.





Orally describe school life in detailed sentences to a range of audiences.
 Write detailed grammatically correct sentences to describe school life.
 Begin to engage in detailed conversations discussing the ways of school life, expressing own opinions within those.
 Develop skills in using a French dictionary.

Orton Wistow Primary School – Curriculum Plan





Subject : MFL French

Year : 5

Term : Spring – Notre monde

																					
Vocabulary	Knowledge What children will know	Understanding What children will understand	Skills What children will be able to do																		
Define the word and include etymology if useful.	<table border="1"> <tr> <th data-bbox="573 610 735 672">Learning</th> <th data-bbox="735 610 896 672">Teaching</th> <th data-bbox="896 610 1056 672">Assessment</th> </tr> <tr> <td data-bbox="573 672 735 672">Remembering</td> <td data-bbox="735 672 896 672">Telling</td> <td data-bbox="896 672 1056 672">Testing</td> </tr> </table>	Learning	Teaching	Assessment	Remembering	Telling	Testing	<table border="1"> <tr> <th data-bbox="1056 610 1215 672">Learning</th> <th data-bbox="1215 610 1377 672">Teaching</th> <th data-bbox="1377 610 1533 672">Assessment</th> </tr> <tr> <td data-bbox="1056 672 1215 672">Practising</td> <td data-bbox="1215 672 1377 672">Coaching</td> <td data-bbox="1377 672 1533 672">Observing</td> </tr> </table>	Learning	Teaching	Assessment	Practising	Coaching	Observing	<table border="1"> <tr> <th data-bbox="1533 610 1694 672">Learning</th> <th data-bbox="1694 610 1856 672">Teaching</th> <th data-bbox="1856 610 2011 672">Assessment</th> </tr> <tr> <td data-bbox="1533 672 1694 672">Reflecting</td> <td data-bbox="1694 672 1856 672">Facilitating</td> <td data-bbox="1856 672 2011 672">Evaluating</td> </tr> </table>	Learning	Teaching	Assessment	Reflecting	Facilitating	Evaluating
Learning	Teaching	Assessment																			
Remembering	Telling	Testing																			
Learning	Teaching	Assessment																			
Practising	Coaching	Observing																			
Learning	Teaching	Assessment																			
Reflecting	Facilitating	Evaluating																			
<p>Notre monde – The world around us</p> <p>L'Europe- Europe L'Afrique – Africa Où est ...? – Where is ...? Des ... - some ... Le matin – the morning L'après-midi – the afternoon</p> <p>L'Espagne – Spain Le Portugal – Portugal Le Sénégal – Senegal Le Maroc- Morocco Le Mali – Mali La Côte d'Ivoire – Ivory Coast La Guinée – Guinea L'Amérique du Nord – North America Le Canada – Canada L'Amérique du Sud – South America Le Brésil – Brazil L'Asie – Asia L'Inde – India L'Australasie – Australasia L'Australie – Australia</p>	<p>Know the simple patterns and sounds, words and phrases that relate to:</p> <ul style="list-style-type: none"> -geographical features -countries <p>Know and use correct grammar including (where relevant) feminine, masculine and neuter forms.</p> <p>Know how to build detailed sentences in French.</p>	<p>Develop accurate pronunciation and intonation of:</p> <ul style="list-style-type: none"> -geographical features -countries <p>Listen to short passages of spoken language describing different countries.</p> <p>Read carefully and show understanding of words and phrases about:</p> <ul style="list-style-type: none"> -geographical features -countries <p>Link the spelling, sound and meaning of words relating to:</p> <ul style="list-style-type: none"> -geographical features -countries <p>Develop the ability to understand new words that are introduced into familiar written material.</p>	<p>Orally describe countries and their geographical features in detailed sentences to a range of audiences.</p> <p>Write detailed grammatically correct sentences to describe different countries and their geographical features.</p> <p>Engage competently in detailed conversations discussing different countries expressing own opinions within those.</p> <p>Develop skills in using a French dictionary.</p>																		



									
Vocabulary	Knowledge What children will know	Understanding What children will understand	Skills What children will be able to do						
Define the word and include etymology if useful.	Learning	Teaching	Assessment	Learning	Teaching	Assessment	Learning	Teaching	Assessment
	Remembering	Telling	Testing	Practising	Coaching	Observing	Reflecting	Facilitating	Evaluating
				Apply the key features and patterns of the French language in order to build sentences. Compare the structure of English sentences and French sentences.					







Orton Wistow Primary School – Curriculum Plan







Subject : MFL French

Year : 5

Term : Summer – Le passé et le présent

									
Vocabulary	Knowledge What children will know	Understanding What children will understand	Skills What children will be able to do						
Define the word and include etymology if useful.	Learning	Teaching	Assessment	Learning	Teaching	Assessment	Learning	Teaching	Assessment
	Remembering	Telling	Testing	Practising	Coaching	Observing	Reflecting	Facilitating	Evaluating
Le passé et le present – Then and now Un supermarché – a supermarket Une boulangerie – a baker's shop Une boucherie – a butcher's shop Une épicerie – a grocer's shop Une pâtisserie – a cake shop Il y avait ... - There was/were ... Maintenant – now	Know the simple patterns and sounds, words and phrases that relate to: -shops and buildings found in towns.	Develop accurate pronunciation and intonation of: -shops and buildings found in towns. Listen to short passages of spoken language describing shops and buildings found in towns.	Orally describe towns and their shops and buildings in detailed sentences to a range of audiences. Write detailed grammatically correct sentences to describe different towns and their shops and buildings.						



			
Vocabulary	Knowledge What children will know	Understanding What children will understand	Skills What children will be able to do
Define the word and include etymology if useful.	Learning Teaching Assessment	Learning Teaching Assessment	Learning Teaching Assessment
	Remembering Telling Testing	Practising Coaching Observing	Reflecting Facilitating Evaluating
<p>Qu'est-ce que c'est? – What is it? Il/Elle porte ... - He/She is wearing ... Il/Elle s'appelle ... - His/Her name is ...</p> <p>Un pull – a jumper Un pantalon – a pair of trousers Un short – a pair of shorts Une chemise – a shirt Une jupe – a skirt Une culotte - a pair of pants</p>	<p>Know and use correct grammar including (where relevant) feminine, masculine and neuter forms.</p> <p>Know how to build detailed sentences in French.</p>	<p>Read carefully and show understanding of words and phrases about:</p> <p>-shops and buildings found in towns.</p> <p>Link the spelling, sound and meaning of words relating to:</p> <p>-shops and buildings found in towns.</p> <p>Develop the ability to understand new words that are introduced into familiar written material.</p> <p>Apply the key features and patterns of the French language in order to build sentences.</p> <p>Compare the structure of English sentences and French sentences.</p>	<p>Engage confidently in detailed conversations discussing different countries expressing own opinions within those.</p> <p>Develop skills in using a French dictionary.</p>