



Orton Wistow Primary School – Curriculum Plan



Subject : Art

Year : 5

Term : Autumn



Vocabulary

Define the word and include etymology if useful.

Sculpture – A branch of visual art that operates in three dimensions.
Latin 'to cut out, to carve in stone'.

Clay slip – A slip is a liquid mixture or slurry of clay and/or other materials suspended in water. It has many uses in the production of pottery and other ceramic wares.

Malleable – (of a metal or other material) able to be hammered or pressed into shape without breaking or cracking. Capable of being shaped or extended by hammering or rolling," from Old French *malleable* and directly from Medieval Latin *malleabilis*, from *malleare* "to beat with a hammer," from Latin *malleus* "hammer".

Score – To score a pot or piece of clay means to scratch hatch marks on it as part of joining clay pieces together. This is done before brushing on slip and joining the pieces together.

Ceramicist- A craftsman who shapes pottery on a potter's wheel and bakes them in a kiln. ceramist, potter, thrower, artisan, journeyman, artificer, craftsman - a skilled worker who practices some trade or handicraft.



Knowledge

What children will know

Learning	Teaching	Assessment
Remembering	Telling	Testing

Know that sculpture is a branch of art.

Know that clay is used to create sculptures.

Clay needs air or heat to dry and this change is irreversible.

Storing clay in an airtight container will stop the drying process.

Other media can be used added to dried clay using joining methods.

Newspaper or other materials can be used as an armature.

'Viking Chessmen' are also known as the Lewis chessmen or the Berserkers.

The Lewis Chessmen were made in the 12th century in Norway.

They are made from sperm whale teeth and walrus ivory.

They were found in the 18th Century in Scotland.

Antony Gormley is a British sculptor.

Gormley was born in London in 1950.



Understanding

What children will understand

Learning	Teaching	Assessment
Practising	Coaching	Observing

Sculpture is a 3D branch of art.

Clay can be manipulated using a range of techniques e.g. smoothing, rolling.

Clay needs to be scored before joining.

Two pieces of clay can be joined using a slip.

Clay is a malleable natural material that can be manipulated and changed.

'Warming up' the clay makes it easier to use.

Other materials (such as newspaper) can be used to support clay sculptures. This is called an armature.

Once the clay is dried it can be carved and patterns can be created.

The Lewis chessmen were a set of chess pieces made in the 12th century and found in the 18th century in Scotland.

They have been carved into teeth and ivory.

Gormley created the sculpture 'Field' in 1993 which features 36,000 clay figures.



Skills

What children will be able to do

Learning	Teaching	Assessment
Reflecting	Facilitating	Evaluating

Manipulate clay using a range of techniques such as rolling, pinching, smoothing.

Use tools to carve and engrave clay.

Score and use slip to join two pieces of clay.

Secure the clay to use at a later date.

Add other materials to clay to add support.

Carve dried clay to create patterns and detail.

Use a sketchbook to experiment and explore ideas.





Develop ideas and improve on them through trial and error.

Look and evaluate the work of other artists.

Compare the work of Perry and Gormley.

Evaluate work.

Give critical and positive feedback to peers.

									
Vocabulary	Knowledge What children will know			Understanding What children will understand			Skills What children will be able to do		
Define the word and include etymology if useful.	Learning	Teaching	Assessment	Learning	Teaching	Assessment	Learning	Teaching	Assessment
	Remembering	Telling	Testing	Practising	Coaching	Observing	Reflecting	Facilitating	Evaluating
	Grayson Perry is a British ceramicist and artist. Perry was born in Chelmsford in 1960.			Perry created a sculpture called 'No 3 Melanie, Georgina and Sarah' using clay.					

Useful information

Antony Gormley

<https://www.tate.org.uk/whats-on/tate-liverpool/exhibition/antony-gormley-field>

Grayson Perry

<https://www.tate.org.uk/art/artists/grayson-perry-4657>

The final piece and ideas

http://www.schools2.cic.ames.cam.ac.uk/jb_clay_lesson.html

Sculpture

<https://www.nms.ac.uk/explore-our-collections/stories/scottish-history-and-archaeology/lewis-chess-pieces/>

Clay Techniques

Making slip

<https://ravenhillpottery.com/2014/03/06/making-slip/>

Clay techniques

<https://www.twinkl.co.uk/resource/t-ad-90-clay-techniques-to-try>



Clay Techniques to Try

-  Rolling a ball of clay
-  Rolling snakes with clay
-  Squeezing the clay
-  Pulling and pinching the clay with your fingers
-  Carving details into the clay with tools
-  Smoothing out the clay with your fingers
-  Creating holes or hollows in the clay with tools
-  Joining pieces of clay together



Grayson Perry's 'Number 3, Melanie, Georgina and Sarah'



Antony Gormley 'Field'

Lewis chess piece fact file

- Date** Late 12th – early 13th century
- Found in** 1831, on a beach at Uig, Lewis, Scotland
- Made in** Probably Trondheim, Norway
- Made from** Walrus ivory and sperm whale tooth
- Height** 60-100mm
- Museum reference** H.NS 19-29
- On display** Kingdom of the Scots, Level 1, National Museum of Scotland
- Did you know?** Up to four chess pieces could be carved from one walrus tusk







Orton Wistow Primary School – Curriculum Plan

Subject : Art

Year : 5

Term : Spring

			
Vocabulary	Knowledge What children will know	Understanding What children will understand	Skills What children will be able to do
Define the word and include etymology if useful.	Learning Teaching Assessment	Learning Teaching Assessment	Learning Teaching Assessment
	Remembering Telling Testing	Practising Coaching Observing	Reflecting Facilitating Evaluating
<p>Graffiti writing or drawings scribbled, scratched, or sprayed illicitly on a wall or other surface in a public place</p> <p>Tagging the writing of a nickname or mark on a surface by a graffiti artist</p> <p>Vandalism action involving deliberate destruction of or damage to public or private property</p> <p>expressive effectively conveying thought or feeling</p> <p>contrasting compare in such a way as to emphasize differences</p> <p>satirical the use of humour, irony, exaggeration, or ridicule to expose and criticize people's stupidity or vices</p>	<p>Painting is a branch of art.</p> <p>Tertiary colours</p> <p>Apelles of Kos was born in Menderes, Turkey in 370 BC.</p> <p>Apelles of Kos is an ancient Greek artist.</p> <p>Know Apelles's 'Calumny' has been described in writing by Lucian.</p> <p>None of the Appellee's paintings survived.</p> <p>Know which drawing techniques to use when creating a sketch.</p> <p>Sandro Botticelli was born in Florence in 1445.</p> <p>Botticelli was known as a Renaissance painter.</p> <p>Colours have meaning and have links to emotions.</p>	<p>Painting is a form of art.</p> <p>How to mix Tertiary colours using primary and secondary.</p> <p>Ancient Greek sculpture has survived, but paintings have not.</p> <p>Apelles of Kos was an Ancient Greek painter but none have survived.</p> <p>Botticelli was an Italian painter in the 15th Century.</p> <p>Botticelli painted 'Calumny of Apelles' based on Lucian's (a Roman writer) description of the lost painting.</p> <p>What does 'Renaissance' mean?</p> <p>Revise the colour wheel (primary and secondary).</p> <p>How to mix colours to create atmosphere?</p>	<p>Use a paintbrush correctly (size) for their painting.</p> <p>Confidently control the types of marks made.</p> <p>Use the appropriate drawing skills (light sketch) to create a sketch based on a written description.</p> <p>Develop ideas and experiment using a sketchbook.</p> <p>Explore tertiary colours.</p> <p>Link colours to emotions and atmosphere in sketchbook.</p> <p>Experiment with paint types.</p> <p>Experiment with different effects and textures e.g. blocking in colour, washes, thickened paint creating textural effects.</p> <p>Use acrylic paints to paint a picture over a number of lessons.</p>



Colours can be mixed to create **atmosphere**.

Know which colours are associated with which emotion.

Compare two different pieces of work (from list of Appellees inspired paintings).

Develop ideas and improve on them through trial and error.

Evaluate own work and the work of peers giving critical and positive feedback.

Useful information



Botticelli's 'Calumny of Apelles' 1494



Apelles of Kos

Botticelli's 'Calumny of Apelles'

<https://www.theartstory.org/artist/botticelli-sandro/artworks/>

High Resolution images of Botticelli's work and sketches

<https://artsandculture.google.com/entity/sandro-botticelli/m0ir3g?categoryId=artist>

[https://en.wikipedia.org/wiki/Calumny_of_Apelles_\(Botticelli\)](https://en.wikipedia.org/wiki/Calumny_of_Apelles_(Botticelli))

Apelles of Kos

<https://eclecticlight.co/2016/06/09/the-story-in-paintings-apollo-the-oldest-master-of-all/>

<https://www.britannica.com/biography/Apelles>

Work inspired by Apelles of Kos

- **Giovanni Battista Tiepolo**, 'Alexander the Great and Campaspe in the studio of Apelles'
- **Willem van Haecht**, 'Apelles painting Campaspe'
- **Antonio Balestra**, 'circle of, Alexander the Great in the Painter Apelles' Studio'
- **Nicolas Vleughels**, 'Apelles Painting Campaspe'
- **Charles Meynier**, 'Alexander the Great Gives Campaspe to Apelles'



Painting Theory

Painting techniques video

<https://www.bbc.co.uk/teach/class-clips-video/art-and-design-painting-techniques/z7h76v4>

<https://www.twinkl.co.uk/resource/t2-a-022-ks2-art-painting-lesson-teaching-pack>

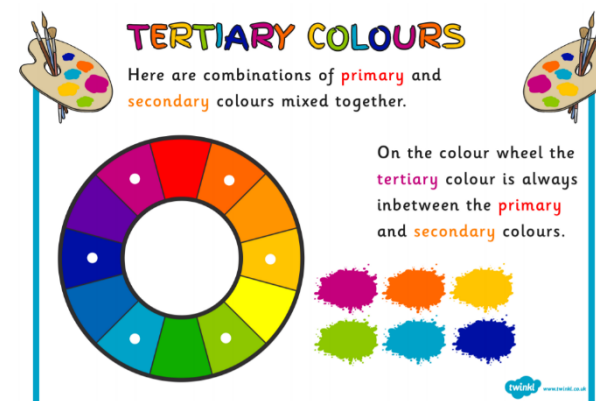
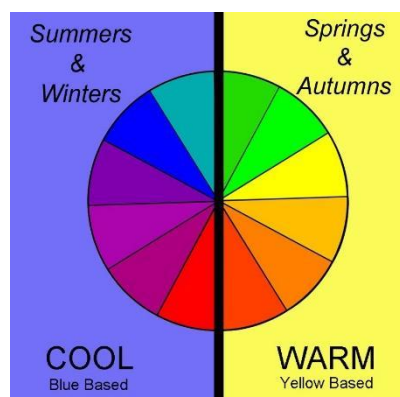
Colour Theory

Painting techniques video

<https://www.bbc.co.uk/teach/class-clips-video/art-and-design-painting-techniques/z7h76v4>

A colour quiz to assess previous knowledge

<https://www.educationquizzes.com/ks1/art-and-design/colours/>







Orton Wistow Primary School – Curriculum Plan

Subject : Art

Year : 5

Term : Summer

																					
Vocabulary	Knowledge What children will know	Understanding What children will understand	Skills What children will be able to do																		
Define the word and include etymology if useful.	<table border="1"> <tr> <th data-bbox="575 610 735 675">Learning</th> <th data-bbox="735 610 894 675">Teaching</th> <th data-bbox="894 610 1054 675">Assessment</th> </tr> <tr> <td data-bbox="575 675 735 675">Remembering</td> <td data-bbox="735 675 894 675">Telling</td> <td data-bbox="894 675 1054 675">Testing</td> </tr> </table>	Learning	Teaching	Assessment	Remembering	Telling	Testing	<table border="1"> <tr> <th data-bbox="1054 610 1213 675">Learning</th> <th data-bbox="1213 610 1373 675">Teaching</th> <th data-bbox="1373 610 1533 675">Assessment</th> </tr> <tr> <td data-bbox="1054 675 1213 675">Practising</td> <td data-bbox="1213 675 1373 675">Coaching</td> <td data-bbox="1373 675 1533 675">Observing</td> </tr> </table>	Learning	Teaching	Assessment	Practising	Coaching	Observing	<table border="1"> <tr> <th data-bbox="1533 610 1692 675">Learning</th> <th data-bbox="1692 610 1852 675">Teaching</th> <th data-bbox="1852 610 2011 675">Assessment</th> </tr> <tr> <td data-bbox="1533 675 1692 675">Reflecting</td> <td data-bbox="1692 675 1852 675">Facilitating</td> <td data-bbox="1852 675 2011 675">Evaluating</td> </tr> </table>	Learning	Teaching	Assessment	Reflecting	Facilitating	Evaluating
Learning	Teaching	Assessment																			
Remembering	Telling	Testing																			
Learning	Teaching	Assessment																			
Practising	Coaching	Observing																			
Learning	Teaching	Assessment																			
Reflecting	Facilitating	Evaluating																			
<p>Street Art- A form of artwork that is displayed in public on surrounding buildings, streets, trains and other publicly viewed surfaces (this can be sculpture, textiles, painting).</p> <p>Graffiti- writing or drawings scribbled, scratched, or sprayed illicitly on a wall or other surface in a public place</p> <p>Tagging- The writing of a nickname or mark on a surface by a graffiti artist</p> <p>Expressive- Effectively conveying thought or feeling</p> <p>Contrasting Colours- Two colours from different segments of the colour wheel.</p> <p>Colour/ Emotions- Colours are linked to emotions.</p> <p>Acrylic paints- A fast-drying paint made of bright pigment.</p> <p>Satirical - The use of humour to mock others.</p>	<p>Graffiti is written, painted or drawn on a wall or other surface, usually without permission and within public view.</p> <p>Banksy is an anonymous British street and graffiti artist.</p> <p>Nathan Murdoch is a graffiti artist from Peterborough.</p> <p>Graffiti is a form of vandalism.</p> <p>Graffiti art uses satire to express an opinion.</p> <p>Art can be used to express a view.</p> <p>Know which drawing techniques to use when creating a sketch.</p> <p>How does a colour wheel work?</p> <p>Colours have meaning and have links to emotions.</p> <p>Acrylic paint can be used to create a vibrant piece of art.</p>	<p>Painting is a form of art.</p> <p>How to sketch in a 'graffiti' style.</p> <p>How do you use a colour wheel to find contrasting colours?</p> <p>Understand how to express a view using art.</p> <p>Understand how to create a sketch to inform an artwork.</p> <p>Understand Banksy is a leading figure in graffiti art.</p> <p>Understand why Banksy is anonymous.</p> <p>Understand Graffiti can be achieved legally.</p> <p>Know which colours are associated with which emotion.</p> <p>How to use a colour wheel to find contrasting colours.</p>	<p>Use a paintbrush correctly (size) for their painting.</p> <p>Confidently control the types of marks made.</p> <p>Use the appropriate drawing skills (light sketch) to create a sketch based on a written description.</p> <p>Develop ideas and experiment using a sketchbook.</p> <p>Explore colours linked to emotions.</p> <p>Experiment with different effects and textures e.g. blocking in colour, washes, thickened paint creating textural effects.</p> <p>Use acrylic paints to paint a picture over a number of lessons.</p> <p>Compare different artists.</p> <p>Develop ideas and improve on them through trial and error.</p>																		



Evaluate own work and the work of peers giving critical and positive feedback.

Useful information

Banksy



Banksy Timeline

1973-1974 Banksy is believed to have been born in Bristol.	Early 1990s His graffiti work begins appearing around Bristol, UK.	Late 1990s Banksy moves to London. His work appears around the city.	2002 Banksy's first exhibition in LA.	Early 2000s Banksy becomes a household name for his striking images and underlying social/political messages.	2004 Creates spoof £10 notes with Princess Diana on front.	2006 'Barely Legal' exhibition.	2010 'Exit through the Gift Shop' film released – nominated for Oscar.	2015 Opens <i>Dismaland</i> park in Weston-super-Mare.	October 2018 Sold a Balloon Girl painting at auction, which self-shredded shortly after being auctioned.
--	--	--	---	---	--	---	--	--	--

Graffiti

<https://www.twinkl.co.uk/resource/ks2-ages-7-11-art-creating-a-graffiti-tag-video-lesson-t-ad-1360>

<https://www.tate.org.uk/kids/games-quizzes/street-art>

<https://www.twinkl.co.uk/resource/all-about-graffiti-and-street-art-powerpoint-t-ad-416>

<https://kids.kiddle.co/Graffiti>

<https://www.twinkl.co.uk/teaching-wiki/graffiti-art>

<https://www.twinkl.co.uk/resource/nz2-t-75-street-art-powerpoint>



Literacy Links

<http://www.keystage2literacy.co.uk/graffiti-debate.html>

Painting techniques video

<https://www.bbc.co.uk/teach/class-clips-video/art-and-design-painting-techniques/z7h76v4>

<https://www.twinkl.co.uk/resource/t2-a-022-ks2-art-painting-lesson-teaching-pack>

Nathan Murdoch

<https://www.trtworld.com/art-culture/british-street-artist-murdoch-destroys-own-mural-to-create-cryptoart-46500>

<https://creativefolk.co.uk/artists/nathan-nyces-murdoch/>



<https://primaryschoolart.com/2022/02/21/graffiti-initials-street-art-year-3-4/#>

Painting techniques video

<https://www.bbc.co.uk/teach/class-clips-video/art-and-design-painting-techniques/z7h76v4>

Colour Theory

A colour quiz to assess previous knowledge

<https://www.educationquizzes.com/ks1/art-and-design/colours/>

